

takara.ai


Branding and Guidelines

Logo and wordmark
Typography
Colours

August 2024

Mission and Values

Transforming Humanity



At takara.ai, we harness artificial intelligence as a transformative force for businesses and humanity. Founded in 2024, our consultancy is committed to unlocking AI's vast potential, empowering individuals and organisations to excel in an increasingly competitive landscape.

At takara we operate with four core values:

Engineering Excellence
Monozukuri (ものづくり)

Responsibility and Inclusivity
Kyōsei (共生)

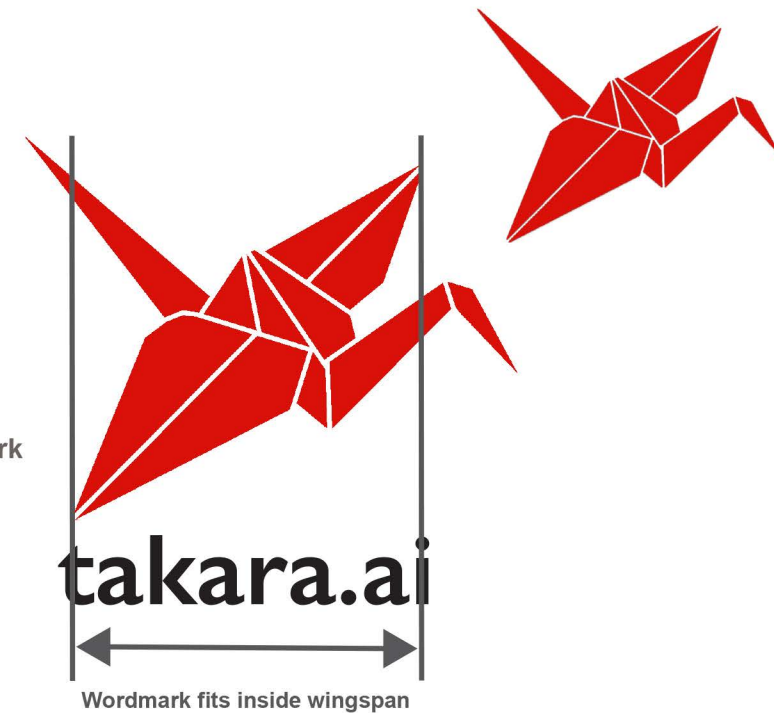
Customer Obsession
Omotenashi (おもてなし)

Continuous Improvement
Kaizen (改善)

Our Japanese values are widely displayed within our brand identity - promoted by clean, simple and captivating design; highlighting our transformative work and effortless execution.

Name and Logo

Name and wordmark usage



The Takara wordmark can be used standalone or in conjunction with the logo.


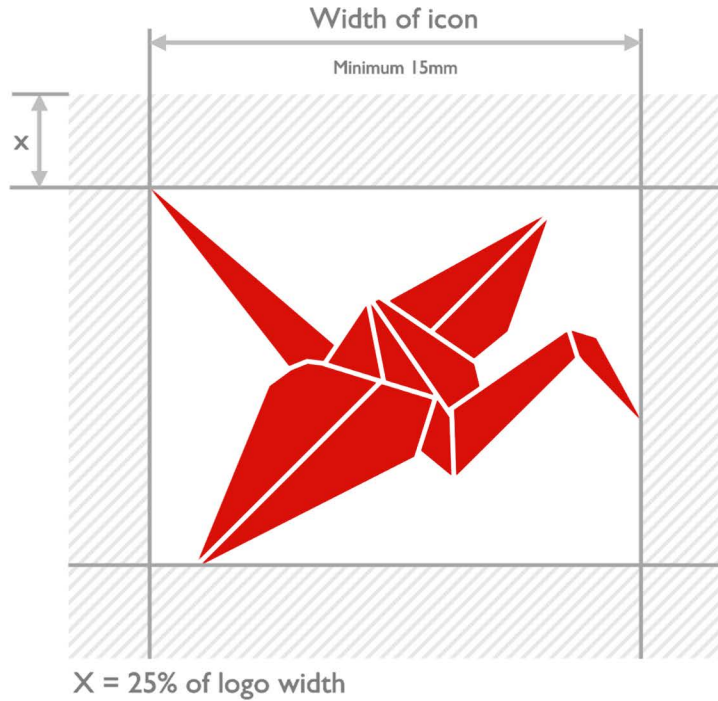

The wordmark should only be displayed in **one** of the primary colours, depending on the background.

The wordmark should be in the Takara font in semi-bold at a minimum of 16pt and there is no requirement to have the wordmark and the logo in the same colour.

The wordmark is always used standalone and must always appear on the first page of any material. Elsewhere the company should simply be referred to as takara. The takara name is **always** uncapsitalized.

Logo

Versions and Usage



Takara logos can be Takara Red, White or Black depending on the background.

The logo can be resized as required, but should not be made smaller than 15mm, within the given guidelines above.

Incorrect use of our logo

- Don't move "takara".
- Don't apply any effects.
- Don't rotate the logo.
- Don't skew or attempt to make the logo 3-dimensional in any way.
- Don't make a pattern or texture out of the logo.
- Don't recolor the logo beyond the primary colour palette.
- Don't alter the logo and wordmark to run vertically
- Don't crop or extend the logo.
- Don't move the logo to beside the wordmark.



Typography

Visual Identity



The takara font is Gill Sans.

AaBbCcDd

Proportion and sizing

Our branding has set proportions using a percentage system for flexibility, but ensuring consistency within a single piece.

Heading leading is 90%
of point size

Space before is 50% of heading leading

Body copy leading is 115% of point size

Space between body paragraphs is 100% of body leading

Body copy leading is 115% of point size

Tracking

Should be set to **optical**. This is known as character spacing in Office documents and should be set to **Auto**.

Headline

- This is considered the reference point and is set at 100%
- For example, a slide title might be set at 44pt

Subheadings

- Are at or around 65% of the Heading size
- For example, if the heading is 44pt then the subheading should be 28pt

Body

- Body has more flexibility and can be between 65% and 45% of the Heading size
- For example, if the heading is 44pt then the body can be between 28pt and 20pt

Headline / Title	Subheading / Subtitle	Body
100%	65%	<65% & >45%
H	S	b

Typography

Japanese typography



The font for any Japanese typography is Noto Sans Japanese.

タカラ

The Japanese typography follows the **same** proportion and sizing system as our regular typography, to ensure consistency throughout.

The takara website

For the takara website the font Lato is used in place of the Gill Sans font. The two fonts look incredibly similar and the Gill Sans font is still used everywhere else for takara. Gill Sans is also built in to Microsoft Office.

However, the Noto Sans Japanese font still remains the **only** font for any Japanese typography at any point.


takara.ai

Gill Sans

takara.ai

Lato

Colours



Primary and Secondary colour palettes

Primary colour palette



Secondary colour palette



Blossom Violet
Pantone© 253
9C2AA0



Azure Blue
Pantone© 299C
00A3EE



Fuji Blue
Pantone© ???
156082



Takara 'Black'
Pantone© ???
121212



Wasabi Green
Pantone© ??
8BEEB2




AWS Orange
Pantone© ??
FF9900



Black
Pantone© NA
000000

Colours

Colour palette uses



Primary colours


The primary colour palette are the core colours to be used for all designs. This includes the logo and any variations of it, website design, any marketing collateral etc.



In these examples the primary colour palette is used correctly. The use of these colours help consumers to quickly identify the brand.

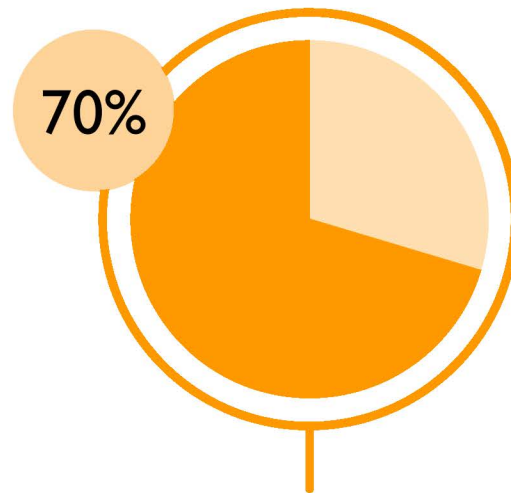
Colours

Colour palette uses




Secondary colours

The secondary colour palette contains the colours which compliment and highlight both the primary colour palette and takara's relationships with company partners. These colours are often used in things such as company presentations to highlight any important information; or are used for infographics.



In these examples the secondary colour palette is used correctly. The use of these colours help to highlight any important information or create a more diverse and striking appearance.

Artefacts and Iconography



What to use and where

The main aspect of takara's iconography is the Japanese lettering. A primary example of this is the 'Transforming Humanity' tagline as well as our four core values.

人類を変革する ものづくり 改善 おもてなし 共生
'Transforming Humanity' Monozukuri Kaizen Omotenashi Kyōsei


The 'Transforming Humanity' tagline often follows the brand name in materials such as presentations or any other brand collateral. This is usually in English, however, the Japanese version is sometimes used in places such as the company website, to support the tagline whilst still presenting the Japanese values of the company.

Restricted ものづくり 改善 おもてなし 共生

The four core values are included in the footer at the bottom of each of our presentation slides. This allows us to still promote the importance of our values and Japanese links in a subtle but ever-present way - as well as helping us to present our brand personality within every part of our company's output.

AWS Partnership

Highlighting company relationships



Messaging do's and don'ts

When	Use...	Instead of...
Describing your relationship with AWS...	<ul style="list-style-type: none">- AWS Partner- Work with AWS- Work in cooperation with- Collaboration- Relationship	<ul style="list-style-type: none">- Partnership with AWS- Partnership- Strategic alliance- Jointly- Teamed with
Referring to AWS...	<ul style="list-style-type: none">- Cloud provider- Cloud services provider- Architecture- Environment- Infrastructure	<ul style="list-style-type: none">- Gateway- Ecosystem- Platform
Referring to your solutions...	<ul style="list-style-type: none">- Runs on AWS- Support AWS	<ul style="list-style-type: none">- Runs in AWS
Discussing your security offerings...	Messaging that describes how your solution can add value for customers	Terms that promote fear, uncertainty, and doubt, like exploit, attack, breach, or hacker



takara.ai

Transforming Humanity

Branding and Guidelines

August 2024

takara.ai

This information is not to be made available to any third party without the express written permission of takara and should be considered Confidential. All registered names and trademarks used in this document are acknowledged as belonging to their respective owners.